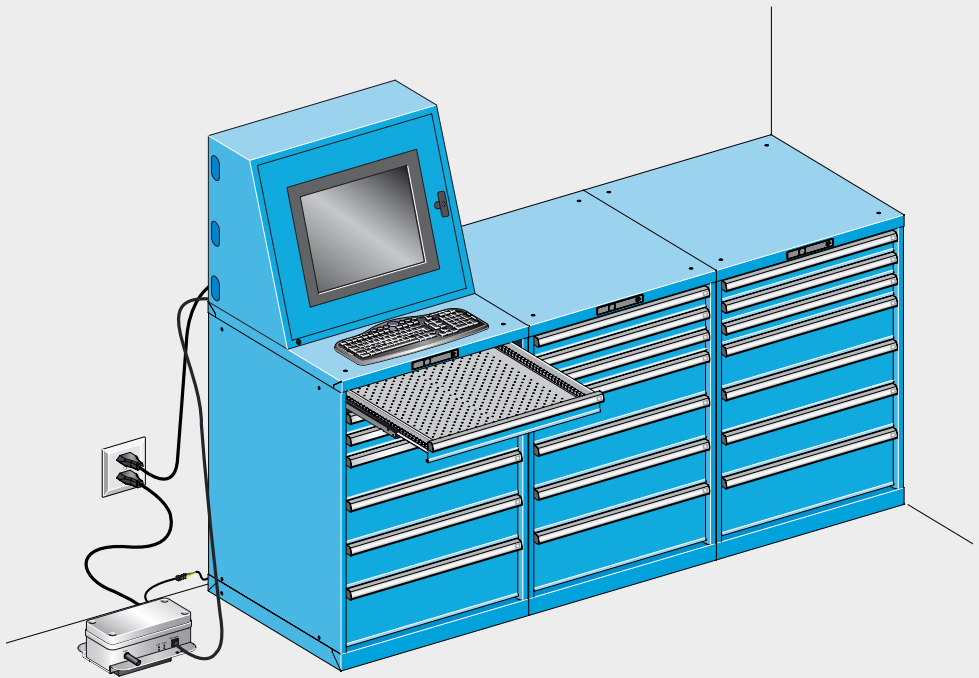


Installationsanleitung
Manuel d'installation
Manuale di installazione
Manual de Instalación
Installation manual


LISTA Drawer Control
LISTA Drawer Control
LISTA Drawer Control
LISTA Drawer Control
LISTA Drawer Control



Inhaltsverzeichnis
Sommaire
Sommario
Índice
Table of contents




3



4



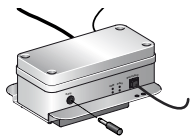
6



7



9



10



11



Warnhinweise
Attention
Avvertenze
Precaución
Warning notices



Beachten / Befolgen
Respecter / Suivre
Considerare / Seguire
Observar / Para seguir
To observe / To follow



Entsorgung
Elimination
Smaltimento
Eliminación
Disposal



Vorsicht Handverletzung
Attention blessure de la main
Cautela lesiones alle mani
Precaución: lesiones de la mano
Caution: Hand injuries



Informationen
Informations
Informazioni
Información
Information



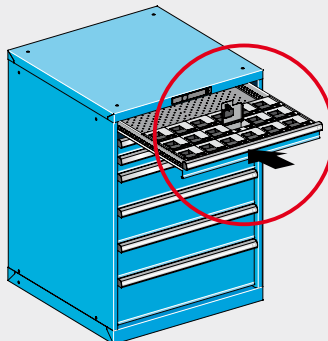
Die nachfolgende Montage- und Bedienungsanleitung ist als Sicherheitsmassnahme zwingend zu befolgen. Sie ist sämtlichen Beschäftigten zur Kenntnis zu bringen und von diesen zu beachten!

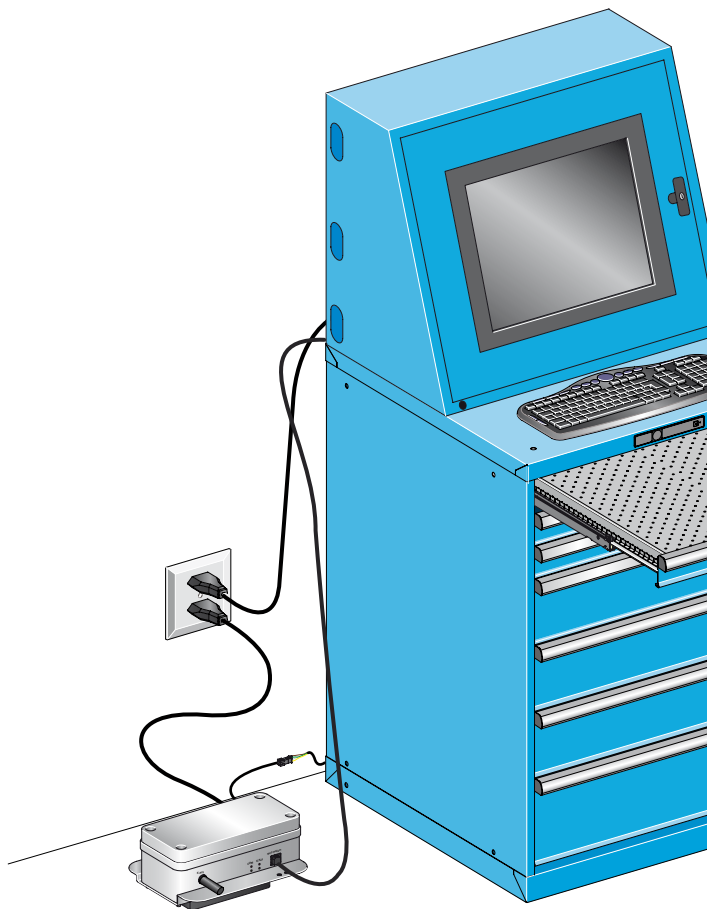
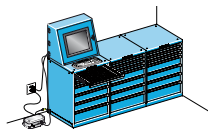
Les instructions suivantes de montage et d'utilisation doivent impérativement être appliquées comme mesures de sécurité. Elles doivent être portées à la connaissance de tous les collaborateurs et respectées de ceux-ci!

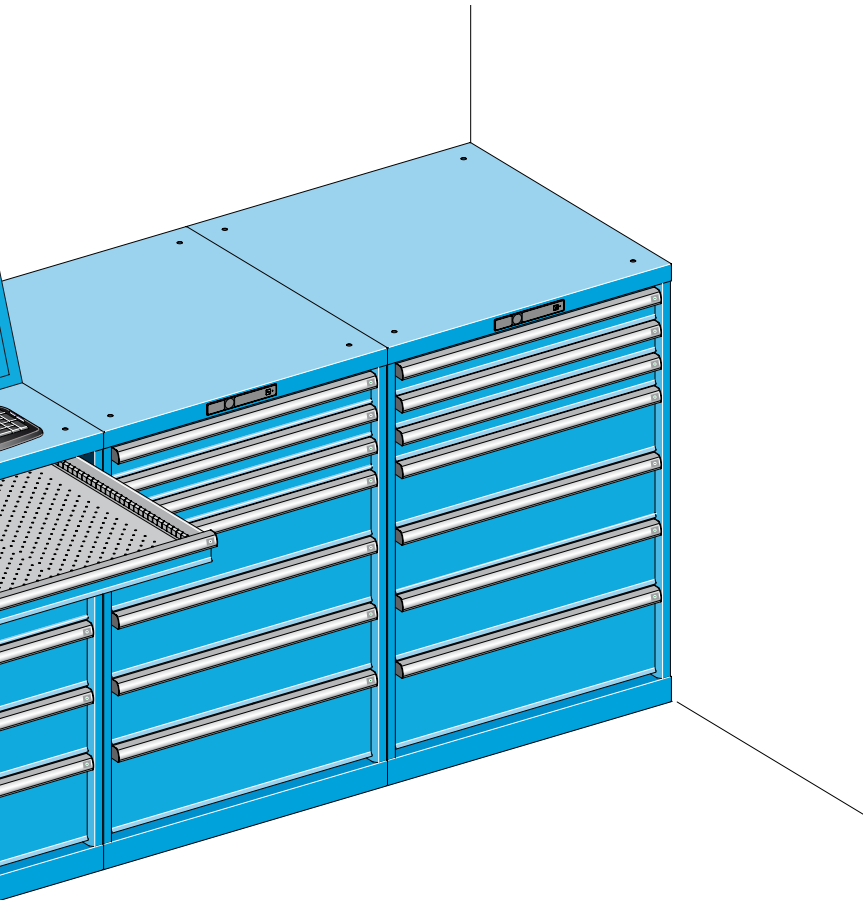
Le seguenti istruzioni per il montaggio e l'utilizzazione devono imperativamente essere rispettate per poter garantire le misure di sicurezza. L'intero personale ne deve essere a conoscenza e le deve rispettare!


Como medida de seguridad, es imprescindible seguir las instrucciones del presente manual de instalación y uso. ¡Todos los operarios deberán conocerlas y respetarlas!

The following mounting and operating instructions must be observed for safety. All employees should be informed about them and observe them!

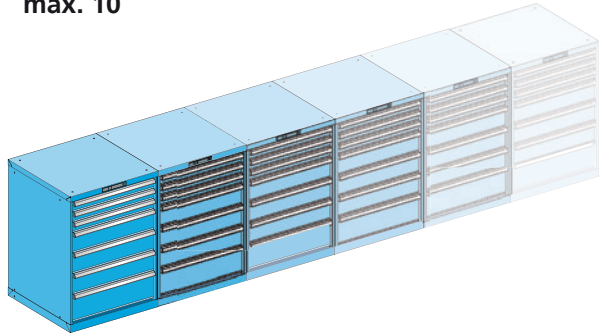




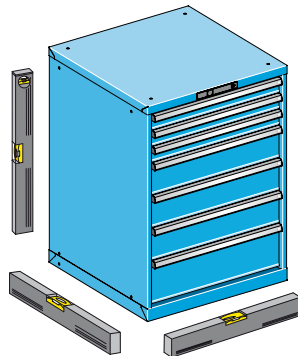





max. 10



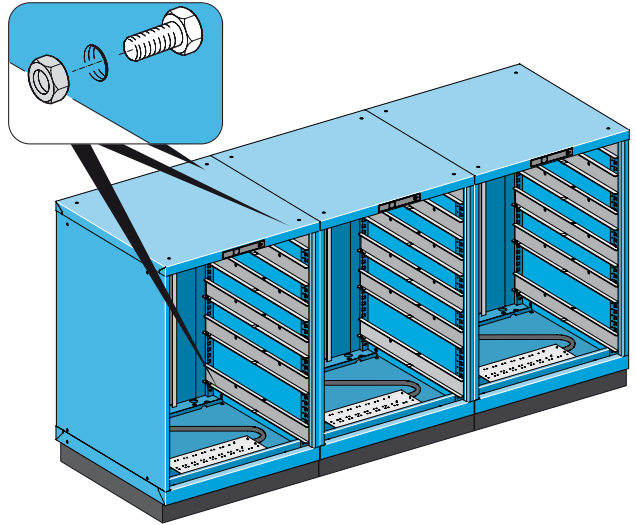
Schränke ausrichten
Positionnement des caissons
Orientamento degli armadi
Alineación de los armarios
Align the cabinets




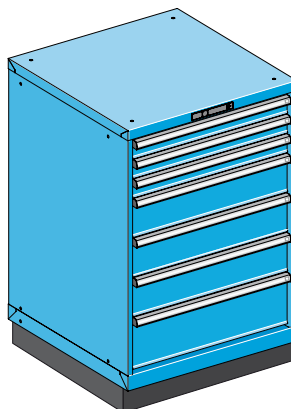
Schrank horizontal und vertikal ausrichten
 Positionnement horizontal et vertical d'un caisson
 Orientamento orizzontale e verticale dell'armadio
 Alinear los armarios en posición vertical y horizontal
 Align cabinet horizontally and vertically

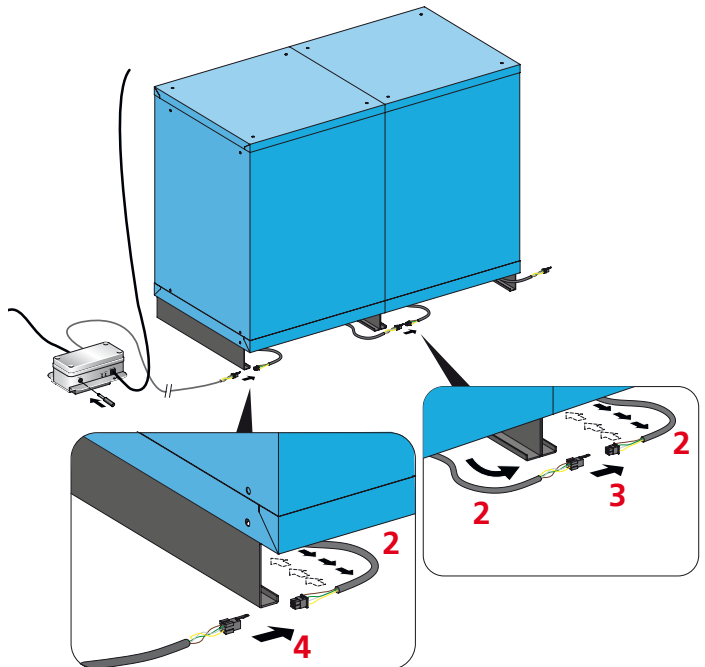
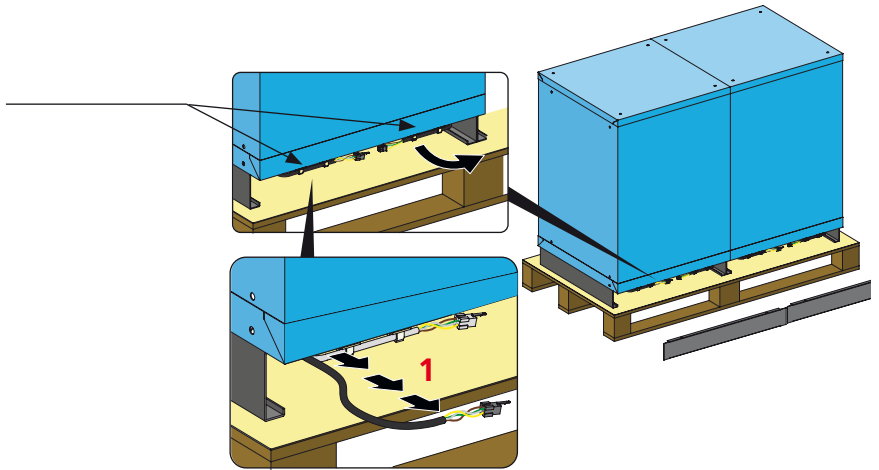
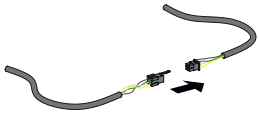


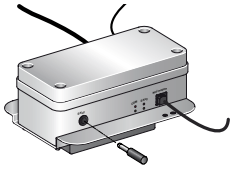
Schränke verschrauben
 Vissage des caissons
 Fissaggio degli armadi con viti
 Fijación de los armarios
 Screw cabinets together



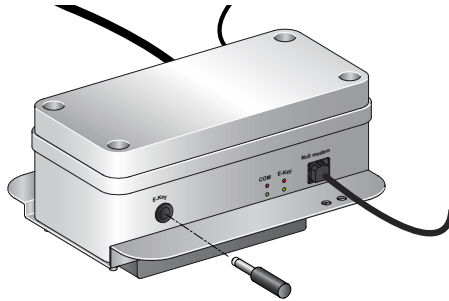
Abnahmeprotokoll
 Rapport de réception
 Verbale di collaudo
 Acta de recepción
 Commissioning protocol



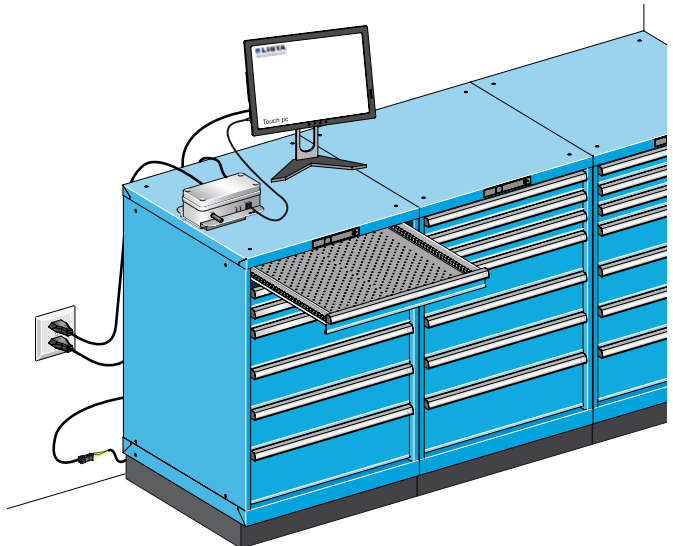


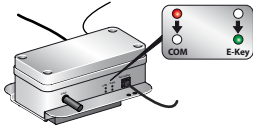


Interface- Schrank Anschluss
 Connexion interface-caisson
 Collegamento interfaccia-
 armadio
 Conexión interfaz-armario
 Interface-cabinet connection

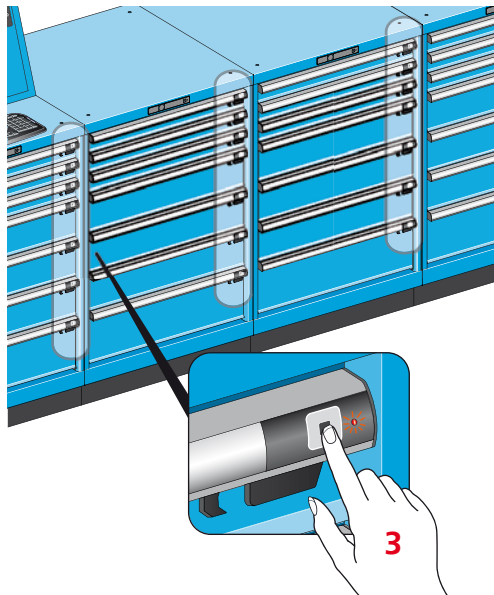
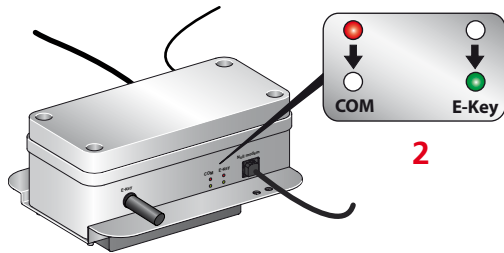
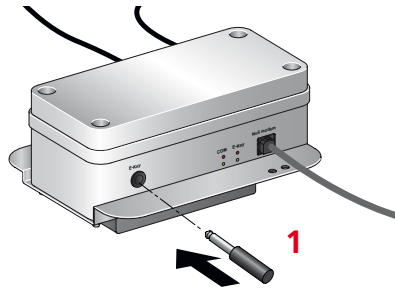


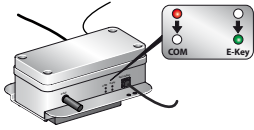
Interface: PC-Anschluss
 Connexion interface PC
 Collegamento interfaccia PC
 Conexión interfaz-PC
 Interface-PC connection



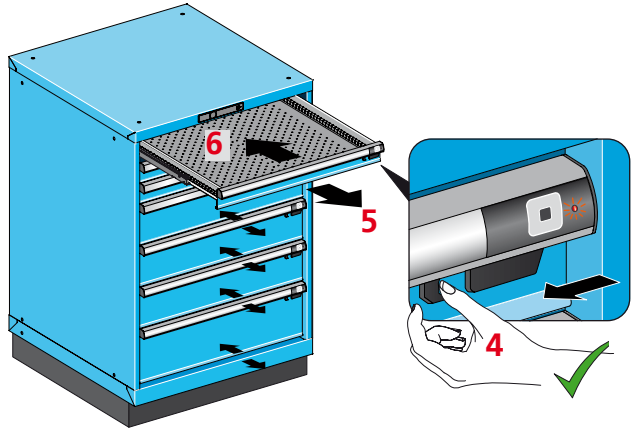


Systemtest
 Test système
 Test di sistema
 Prueba del sistema
 System test






Systemtest
Test système
Test di sistema
Prueba del sistema
System test





Lista Electronic Control



Order Nr.:

Date:

**Auf der CD sind wichtige Daten gespeichert!
Bitte CD gut aufbewahren.**

- Config. Data LEC Schrank.
- Anleitungen LEC.
- Support Link Lista.
- Service Tools Lista.

Lista AG
Fabrikstrasse 1
CH-8586 Erlen

Telefon +41 71 649 21 11
Telefax +41 71 649 22 03
info@lista.com
www.lista.com

